

KAMYON ÖLÇÜLERİ - TRUCK DIMENSIONS

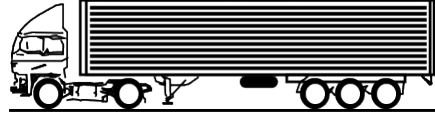
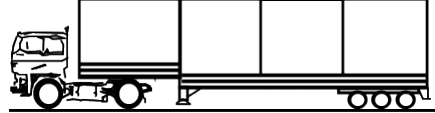



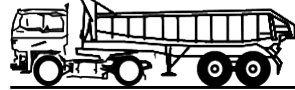

The table below shows the dimensions of just some of the main types of trucks available, in meters.

→L = Length

→W = Width,

→H = Height,

→m³ = Total capacity in cubic-meters

Type	L	W	H	m ³	Picture
13.60 mt Tilt Trailer Straight Frame	13.60	2.42	2.40	79	
	13.60	2.42	2.60	86	
13.60 mt Jumbo Trailer	3.10	2.42	2.55	79	
	9.10	2.42	2.75		
	3.50	2.42	2.45	83	
	8.70	2.42	2.95		
Road Train	6.20	2.42	2.50	87	
	8.30	2.42	2.50		
Road Train	7.80	2.44	2.85	110	
	8.10	2.44	2.85		
Normal Open Truck	upto 18	2.44	-	-	
Dumper Truck	-	-	-	Up to 25	
Jumbo Open Truck	upto 18	2.44	-	-	
Lowbed Truck	-	-	-	-	